

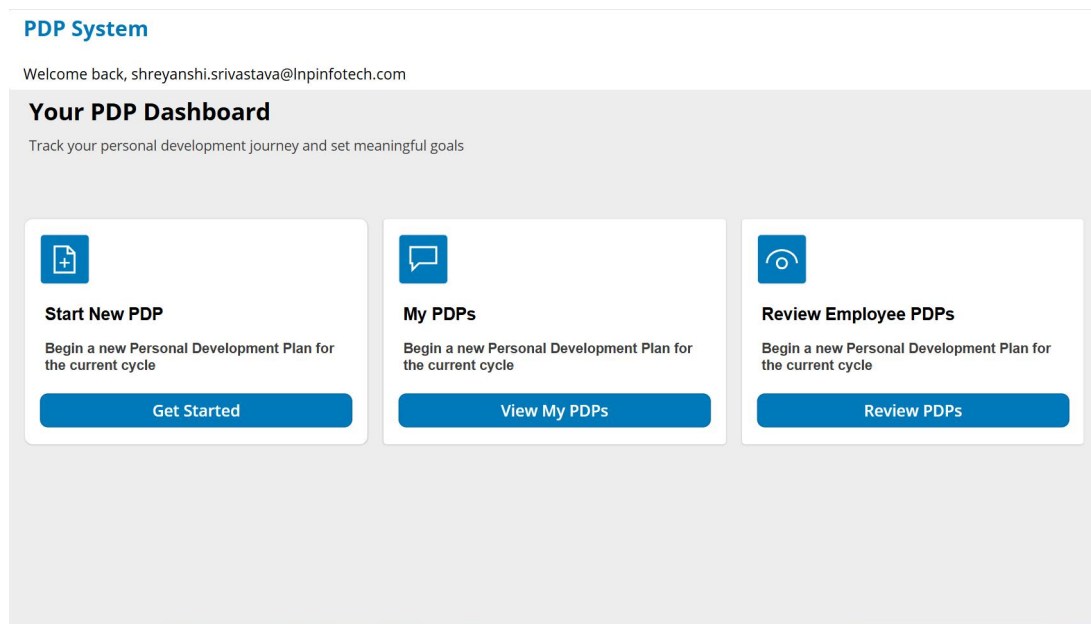
PDP App

1. When PDP App will start showing during the loading "**PDP is still initializing. Please Wait ...**".



2. When PDP App started show Dashboard where have three options :-

- a) Get Started
- b) View My PDPs
- c) Review PDPs




a) When click on **Get Started** button Have two condition:

1. If PDP not created of current year of loggedin user then move to **PDP Screen**.
2. If PDP created of the current year of logged in user && status is **Submitted/Approved** then move to **View PDP Screen**.

PDP Screen :

On the PDP Screen show 5 Tabs

1. Performance (Default)
2. Technical
3. Behavioral
4. Career
5. Wellness

MY PDP

Performance

Technical

Behavioral

Career

Wellness

Task and Performance Goals

MAXIMUM 4 TASKS THAT YOU NEED TO IMPROVE, OR SPECIFIC PROJECTS OUT OF YOUR JOB DESCRIPTION

Task 1

WHAT task / result / project:

fgdg

What support do you need?

☒ On-the-job training/coaching from a colleague or manager

dfgdgd

☐ External training

☐ Self-study, e-learning, literature, LinkedIn groups, networking

+ Add Another Task (Max 4)

Save PDP

Cancel

1. **Performance** : On this tab have a two buttons

1. **Add Another Task(Max 4)** : You can add only 4 Cards of the Performance
2. **Save PDP** : Fill the form and if you click on the **Save** button then data will drafted and tab move to next tab "**Technical**".
3. **Cancel** : Switch to Dashboard

←

MY PDP

Performance

Technical

Behavioral

Career

Wellness

Task and Performance Goals

MAXIMUM 4 TASKS THAT YOU NEED TO IMPROVE, OR SPECIFIC PROJECTS OUT OF YOUR JOB DESCRIPTION

Task 1

WHAT task / result / project:

fgdg

What support do you need?

☒ On-the-job training/coaching from a colleague or manager

dfgdgd

☐ External training

☐ Self-study, e-learning, literature, LinkedIn groups, networking

+ Add Another Task (Max 4)

Save PDP

Cancel

2. Technical : On this tab have a two buttons

1. **Add Another Task(Max 4)** : You can add only 4 Cards of the Performance
2. **Save** : Fill the form and if you click on the **Save** button then data will drafted and tab move to next tab "**Behavioral**".

3. **Cancel** : Switch to Dashboard

← MY PDP

Performance Technical Behavioral Career Wellness

Technical Skills

ONLY TECHNICAL SKILLS THAT NEED TO BE LEARNED / IMPROVED - Languages, IT tools, theoretical knowledge

Skill 1

WHAT SKILL:

What support do you need?

☐ On-the-job training/coaching from a colleague or manager

☐ External training


☐ Self-study, e-learning, literature, LinkedIn groups, networking

+ Add Another Skill (Max 4)

Save PDP Cancel

3. **Behavioral** : On this tab have a two buttons

1. **Add Another Task(Max 4)** : You can add only 4 Cards of the Performance
2. **Save** : Fill the form and if you click on the **Save** button then data will drafted and tab move to next tab "**Career**".
3. **Cancel** : Switch to Dashboard

MY PDP

Performance

Technical

Behavioral

Career

Wellness

Behavioral Competences

Minimum 1 Behavioral competency and/or Durabilis value. Examples: well-being, planning & organization, client orientation, leadership. Durabilis values: Communicate with Clarity - Have the Courage to raise your hand - Show Humbleness by learning from mistakes.

Competency

WHAT competency or value:

Describe concretely how you will realize this:

What support do you need?

☐ On-the-job training/coaching from a colleague or manager

☐ External training

☐ Self-study, e-learning, literature, LinkedIn groups, networking

+ Add Another Competency (Max 4)

Save PDP

Cancel

4. Career : On this tab have a two buttons

1. **Add Another Task(Max 4)** : You can add only 4 Cards of the Performance
2. **Save** : Fill the form and if you click on the **Save** button then data will drafted and tab move to next tab "**Wellness**".
3. **Cancel** : Switch to Dashboard

←

MY PDP

Performance

Technical

Behavioral

Career

Wellness

Talent or Career Development (Optional)

What talents do you want to use more, or describe which steps you want to take in your career

Career Development

WHAT talent do you want to use more in your work:

Describe concretely HOW you could realize this:

Describe the talent you want to use more...

WHAT is your career goal (if relevant):

Describe concretely HOW you will realize this:

+ Add Another Career Goal (Max 4)

Save PDP

Cancel

5. Wellness : On this tab have a three buttons and here if slider value is 1 & 2 then show questions or if have 3/4/5 then hide questions.

1. **Save PDP** : Fill the form and if you click on the **Save** button then data will drafted

2. **Save & Submit** : When you click on this show confirmation box if you click on **Yes** then Drafted data will submit and change status from **Drafted/InProgress** to **Submitted** and show thank you popup .

3. **Cancel** : Switch to Dashboard
If Slider Value is 1/2

←

MY PDP

Performance

Technical

Behavioral

Career

Wellness

Feedback on Well-being

Reflect on your well-being and stress levels

To what extent did / do you experience stress? What is your score on a well-being scale from 1 to 5:

2

1 - I'm not at all balanced, I feel over-stressed

2 - I feel stressed a lot of times

3 - average balance, at times I feel stressed, it depends on the timing in the month/year

4 - I'm in balance, sometimes there is work-related tension but I can easily relax afterwards

5 - I feel completely balanced and rarely experience stress

How could well-being be improved? What is needed?

Job content (autonomy, challenging tasks, workload, ...)

asdasd

Relationships at work (with colleagues, leaders)

asdasdasdfwe

Working conditions

asdasdsasda

Save PDP

Save & Submit

Cancel

If Slider Value is 3/4/5:

← MY PDP

Performance Technical Behavioral Career Wellness

Feedback on Well-being

Reflect on your well-being and stress levels

To what extent did / do you experience stress? What is your score on a well-being scale from 1 to 5:

4

1 - I'm not at all balanced, I feel over-stressed
2 - I feel stressed a lot of times
3 - average balance, at times I feel stressed, it depends on the timing in the month/year
4 - I'm in balance, sometimes there is work-related tension but I can easily relax afterwards
5 - I feel completely balanced and rarely experience stress

Save PDP Save & Submit Cancel

If you submitted form then PDP Form status change "Submitted" and you are not able to do any change , save PDP Button also disable that time .

View PDP Screen

On the View PDP Screen show 5 Tabs

1. Performance (Default)
2. Technical
3. Behavioral
4. Career

5. Wellness

In all tabs Show all submitted data and in first tab show **Next** Button and from the second tab show **Next** and **Previous** both button in the bottom . And if any user comes under your hierarchy then they will see in Wellness tab **Approve & Reject & Previous** button in the bottom. Otherwise show only Previous Button in bottom.

←

View PDP

Performance

Technical

Behavioral

Career

Wellness

Feedback on Well-being

Reflect on your well-being and stress levels

To what extent did / do you experience stress? What is your score on a well-being scale from 1 to 5:

2

1 - I'm not at all balanced, I feel over-stressed

2 - I feel stressed a lot of times

3 - average balance, at times I feel stressed, it depends on the timing in the month/year

4 - I'm in balance, sometimes there is work-related tension but I can easily relax afterwards

5 - I feel completely balanced and rarely experience stress

How could well-being be improved? What is needed?

1 . Job content (autonomy, challenging tasks, workload, ...)

asasa

2. Relationships at work (with colleagues, leaders)

asdasdasdafwrw

3. Working conditions

asdasdsasda

Previous

←

View PDP

Performance

Technical

Behavioral

Career

Wellness

Feedback on Well-being

Reflect on your well-being and stress levels

To what extent did / do you experience stress? What is your score on a well-being scale from 1 to 5:

2

1 = I'm not at all balanced, I feel over-stressed

2 = I feel stressed a lot of times

3 = average balance, at times I feel stressed, it depends on the timing in the month/year

4 = I'm in balance, sometimes there is work-related tension but I can easily relax afterwards.

5 = I feel completely balanced and rarely experience stress

How could well-being be improved? What is needed?

1. Job content (autonomy, challenging tasks, workload, ...)

Job content (autonomy, challenging tasks, workload, ...)

2. Relationships at work (with colleagues, leaders)

Job content (autonomy, challenging tasks, workload, ...)

3. Working conditions

Job content (autonomy, challenging tasks, workload, ...)

Previous

Approve

Reject

If you click on **Approved** button then show **confirmationbox** and if click on **Yes** then your status will be "**Approved**" and show **Thank You** popup and if click on "**OK**" button then it will switch to **Review PDP screen** where you can see all user's PDP which comes into your hierarchy and which PDP status has "Submitted".

If click on **Rejected** then set status "**In Progress**" and again user can able to make changes in own PDP.

Review PDP Screen

Review PDPs							
Filter by User :		Select User to Filter	Filter				
No	Employee Name	Year	Status	Approval Status	Approved By	Approved At	Action
2	Ujjwal Sud	2024	Submitted	Approved	Dheeraj Kumar	30-Dec-24	View
10	Biswajeet Sahani	2025	Submitted	-			Review
15	Sunil Vashisht	2025	Submitted	-			Review
20	Dheeraj Kumar	2025	Submitted	-			Review
45	Shreyanshi Srivastava	2025	Submitted	Rejected	Dheeraj Kumar	12-Jun-26	Review

Here you can see all user's PDP which comes into your hierarchy and PDP status is "Submitted".

If you click on Review button then will move to **View PDP Screen**

My PDP's Screen

My PDPs						
No	Year	Status	Approval Status	Approved By	Approved At	Action
1	2025	Submitted	Rejected	Dheeraj Kumar	12-Jun-26	View

Here you can see own PDP of every year which you submitted or In progress or Drafted.

If you PDP status is "Submitted" or "Approved" then show **"View"** button. Else show **"Edit"** button.

1. When you click on Edit button then you will move to **PDP Screen** where you can fill data.
2. When you click on **View** button then you will move to **View PDP Screen**.

